



How to setup your profile.

Before you can start collecting signature for your favorite candidate, you must verify that you are properly registered to vote in New York state and belong to the party of your candidate.

This guide will explain how to setup your initial profile to help your favorite candidate. Your candidate will give you a code or an email address that will link your profile to theirs.

Candidate Team Code: _____

Request a username link on Rep My Block

The first step is to create a user name on the Rep My Block system by sending an email to NOTIF@REPMYBLOCK.ORG with the subject **I WANT TO REGISTER**.

The image consists of two screenshots of the Rep My Block website. The top screenshot shows the website's header with the 'REP MY BLOCK' logo on the left and navigation links 'REGISTER' and 'LOGIN' on the right. Below the header, there are links for 'ABOUT', 'HOW TO', and 'CONTACT'. A red arrow points from the 'REGISTER' button to a callout box that says 'Click on Register'. Below this, there is a section titled 'CANDIDATES VOTER & VOLUNTEER GUIDE' with a sub-heading 'Download the RepMyBlock Voter & Volunteer Guide'. The bottom screenshot shows a page with a blue box on the left that says 'Click here to Committee Officer or'. The main content area has a yellow header with the 'REP MY BLOCK' logo and navigation links 'ABOUT', 'HOW TO', and 'CONTACT'. Below the header, there is a section titled 'Register' with the following text: 'Click on this link to open your mail program or send an email to NOTIF@REPMYBLOCK.ORG with the subject "I WANT TO REGISTER" and you will receive a link with the registration information. Check your SPAM folder. If you made several requests, click here to alert us and we will investigate. By clicking the "Register" button, you are creating a RepMyBlock account, and you agree to RepMyBlock's Terms of Use and Privacy Policy.' A red arrow points from the 'Click on this link' text to a callout box that says 'Click to open mail program'.

The response to the email is instantaneous but it will end up in the spam mailbox. We send our emails from the address notif@repmyblock.org so you can safely add it to your contact list.

Send the email to notif@repmyblock.org

Check your spam box.

Make sure you mark that emails from notif@repmyblock.org are not spam.

Click on the registration link provided

Report not spam

Rep My Block
Represent your community by running for the County Committee

Thanks for requesting a registration link to Rep My Block.
<https://repmyblock.org/ml4B78440123/register/intake>
If you have any question, please reply to this email with your comments.

Create a username link

The following screen resemble any normal registration process where you select a **username** and a **password**.

The registration form is titled "Register" and is located on the REP MY BLOCK website. The header includes the logo and navigation links: REGISTER, LOGIN, ABOUT, HOW TO, and CONTACT. The form contains the following fields and elements:

- Email:** A text input field containing "theo.chino@gmail.com".
- Username:** A text input field containing "username".
- Password:** A text input field containing "password".
- Verify Password:** A text input field containing "verify password".
- Register Button:** A red button labeled "Register".
- Disclaimer:** A note stating "By clicking the 'Register' button, you are to RepMyBlock's Terms of Use and Privac".

The login page is titled "Login" and is located on the REP MY BLOCK website. The header includes the logo and navigation links: REGISTER, LOGIN, ABOUT, HOW TO, and CONTACT. The page contains the following elements:

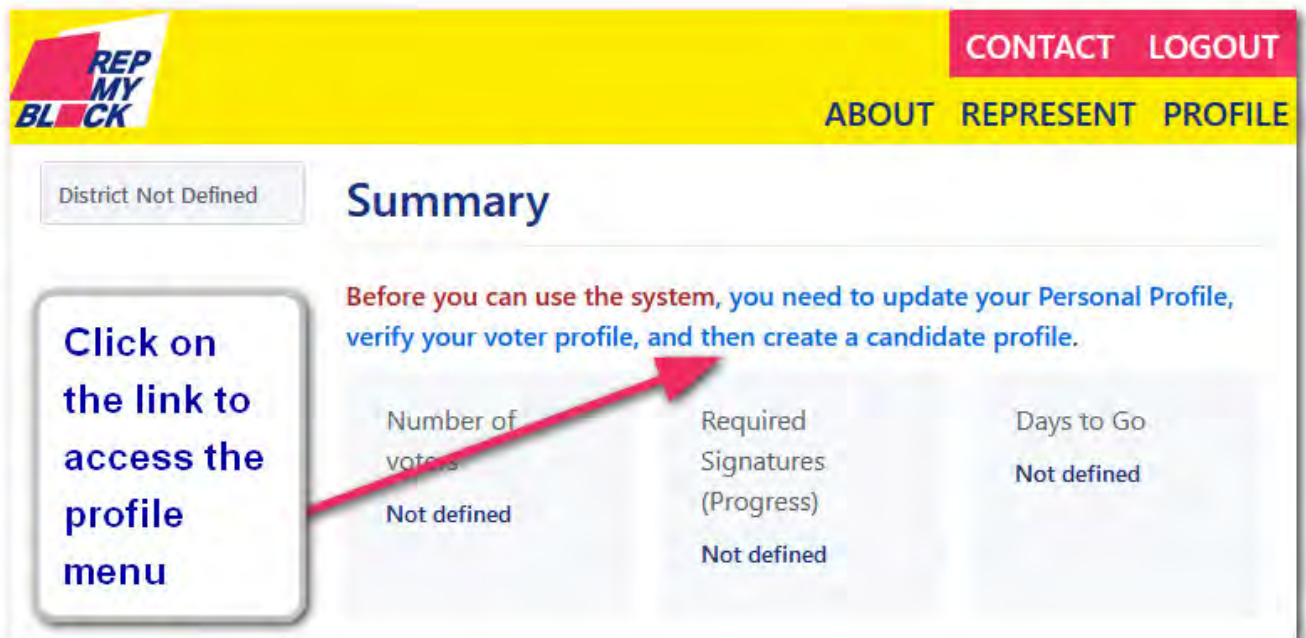
- Message:** "To continue, login with the credentials you just created." and "Click here to the login page." with a blue link.
- Footer:** A navigation bar with links: ABOUT, REPRESENT, NOMINATE, HOWTO, CONTACT, BUGS, LOGIN, and social media icons for Twitter, Facebook, and Instagram.

The login form is titled "Login" and is located on the REP MY BLOCK website. The header includes the logo and navigation links: REGISTER, LOGIN, ABOUT, HOW TO, and CONTACT. The form contains the following fields and elements:

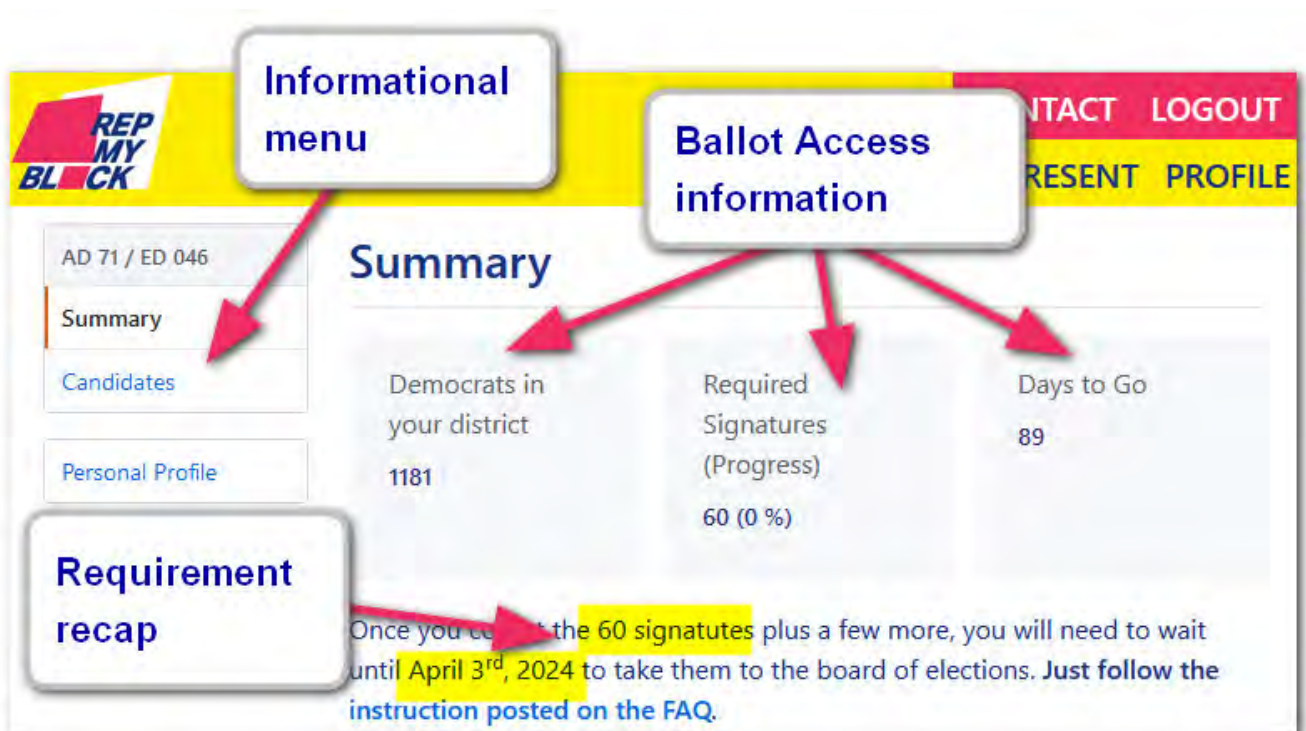
- Username:** A text input field containing "Username".
- Password:** A text input field containing "Password".
- Log In Button:** A red button labeled "Log In".
- Links:** "I forgot my password", "I forgot my username", and "Register".

Login for the first time

The only choice available login the first time is the creation of a profile. You need to click on the profile menu.



Once the profile is created, the login page will contain the informational information for your district.



Creating the profile for the Voter Guide

Enter your name as you want them to appear on the Rep My Block Voter guide.

The screenshot shows the 'Update profile' form on the Rep My Block website. At the top left is the 'REP MY BLOCK' logo. At the top right are 'CONTACT' and 'LOGOUT' links. Below the logo is a 'District Not Defined' dropdown menu. The main heading is 'Personal Profile'. A callout box with a blue border and white background contains the text: 'Enter your first name and last name as you want them to appear on the voter guide'. Below this, there is a 'You may also want to update the other' section. The 'Email Address' field contains 'theo.chino@gmail.com'. Below that are two input fields: 'First Name' with 'Theo' and 'Last Name' with 'Chino'. At the bottom is a red 'Update profile' button. Red arrows point from the callout box to the 'First Name' and 'Last Name' input fields.

Once you click on the update profile after entering your first and last name, the system will enable the menus so you can update your public, voter and candidate profiles.

The screenshot shows the 'Personal Profile' page on the Rep My Block website. At the top left is the 'REP MY BLOCK' logo. At the top right are 'CONTACT' and 'LOGOUT' links. Below the logo is a 'District Not Defined' dropdown menu. The main heading is 'Personal Profile'. A callout box with a blue border and white background contains the text: 'Once you update your first and last name, the informational and the profile menu will appear'. Below this, there is a 'You may also want to update the other' section. The 'Email Address' field contains 'theo.chino@gmail.com'. Below that are three buttons: 'Public Voter Profile (check in the voter database)', 'Candidate Profile information', and 'Volunteer management setup'. Red arrows point from the callout box to the 'Public Profile', 'Voter Profile', 'Candidate Profile', and 'Team Profile' buttons. Red arrows also point from the three callout boxes at the bottom to their respective buttons.

Check your voter registration

To avoid problem in the future, we verify the registration of the potential candidates to make sure that the information in the Board of Election will match the ballot access information.

The Board of Election will verify the information in the same database and will refer the any mismatch to the board of commissioner which will waste time and resources in dealing with it instead of campaigning.

Rep My Block update the voter database on a regular basis and is available to all the candidate to canvas using the Rep My Block walk sheets.

To get stated, enter your name information and your birth date and click on search the voter registration button.

The image shows a screenshot of the 'Rep My Block' website's 'Voter Profile' form. The form is titled 'Voter Profile' and has a sidebar with 'District Not Defined', 'Summary', and 'Candidates'. Below the title are tabs for 'Public Profile', 'Voter Profile', 'Candidate Profile', and 'Team Profile'. The form fields are: 'First Name' (Theo), 'Last Name' (chino tvarez), 'Date of Birth' (19, August, 1972), and a 'Search Voter Registration' button. Two callout boxes with red arrows point to the form: one says 'Enter your name exactly as you provided to the Board of Elections' pointing to the name fields, and another says 'Enter your date of birth' pointing to the date fields.

If the system finds your voter information you will be presented with a menu showing the information. Once you have accepted the voter card, you won't be able to change it.

Verify the information is correct

District No
Summary
Candidates

CONTACT LOGOUT
ABOUT REPRESENT PROFILE

Personal Profile

Voter Card

NY38194272 Status: Active

First	Middle	Last	Suffix
Theo	Bruce	Chino Tavarez	

Assembly	ED	Congress	County
71	46	13	New York

Address

640 Riverside Drive - Apt 10B
New York, NY 10031

Legis	Town	Ward	Senate
			30

Date of Birth	Age	Gender	Party
August 19 th , 1972	51	male	Democrat

Council	Civil Court	Judicial

Board of Election ID #

305254013

This is my voter registration card This is NOT my registration card

Check the party you are running in the primary matches

If that if your card, click here.

Check that you are registered in the correct party (*many candidates get disqualified for petitioning in the wrong party.*)

You have until the 14th of February 2024 to change your party enrolment.

Check the gender, the date of birth and the mailing address as it's where all the candidate letters will arrive.

Even if some information is incorrect but the name and the date of birth matches, click on the **“This is my voter registration card”** button.

Enter the Candidate Team Code

Once you have entered your candidate code, the campaign is notified that you are available to volunteer. You will receive an email once they have approved you. **You are done.**

CONTACT **LOGOUT**

ABOUT **REPRESENT** **PROFILE**

Profile

Candidates | Public Profile | Voter Profile | Candidate Profile | Team Profile

Personal Profile

Enter the code your candidate provided you

Waiting for a candidate to approve you

Team you belong to

Campaign looking for volunteers

Apply the Team Code

Teams
<input checked="" type="checkbox"/> Indivisible Nassau County <i>(pending approval)</i>
<input type="checkbox"/> Luis Tejada for Assembly
<input type="checkbox"/> Queens Village Republican Club
<input type="checkbox"/> New York CD10 Team
<input type="checkbox"/> Erik For Council
<input type="checkbox"/> Northern Manhattan Republicans
<input type="checkbox"/> Keith Harris for Council

Remove me from the selected campaigns

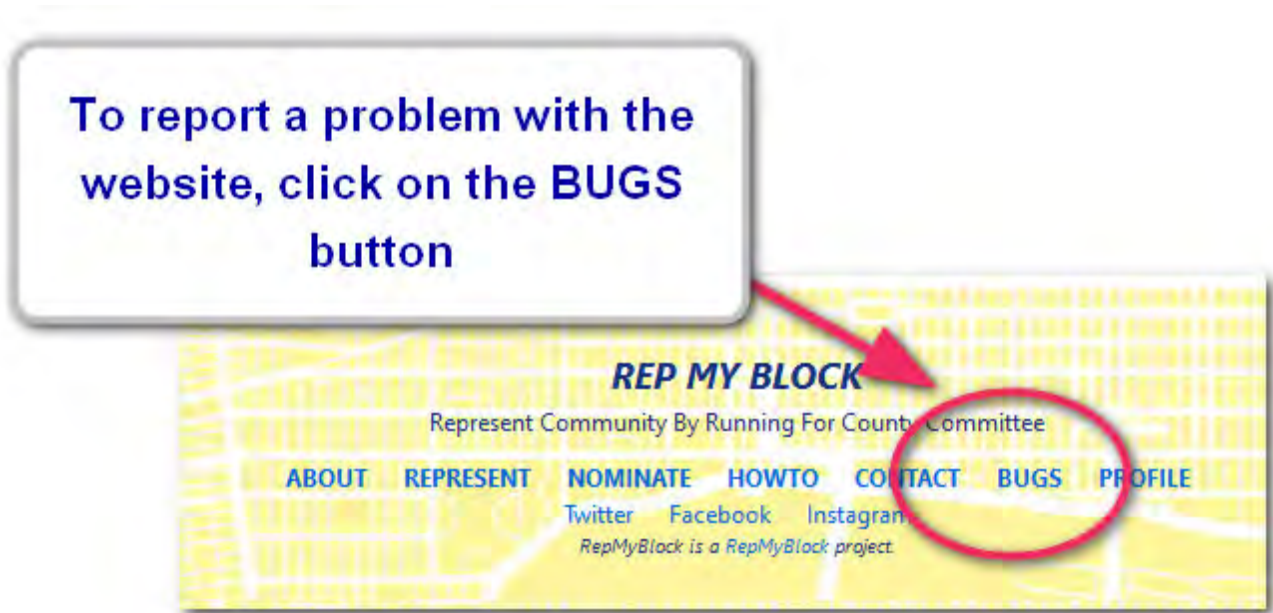
Campaigns Seeking Volunteers

Draft Alexandria Ocasio-Cortez for President

Request information from selected campaigns

Reporting a problem

The best way to report a problem is to use the **BUGS** link at the bottom of the website.



It will open the intake webpage. Just enter the information. Do not enter any confidential information as it's publicly visible for all the Rep My Block developers.

Only the last menu labelled **“Confidential”** is directed to the admins.

REP MY BLOCK **BUG INTAKE WEBSITE** **CONTACT**

Bug intake for page //

Please do not enter any confidential or personal information such as social security, password, credit card numbers, or any identifying information. All the bug information is visible by the world at large.

If you need to enter an address or a telephone number, use the Confidential Information box at the bottom but remember that even protected, it is still shared with a number of developers.

You don't need to fill all the boxes, you can leave some empty.

Enter a quick summary of what were you doing.

Explain what you were trying to do, for example: Looking for the party race.

What were you expecting?

I was expecting to find my profile.

Submit the problem

REP MY BLOCK
Represent Community By Running For County Committee

[ABOUT](#) [REPRESENT](#) [NOMINATE](#) [HOWTO](#) [CONTACT](#) [BUG](#) [LOGIN](#)

Twitter Facebook Instagram

RepMyBlock is a RepMyBlock project.

Is this a cosmetic issue?
The website still works but it doesn't look good or it's confusing.
 Yes No

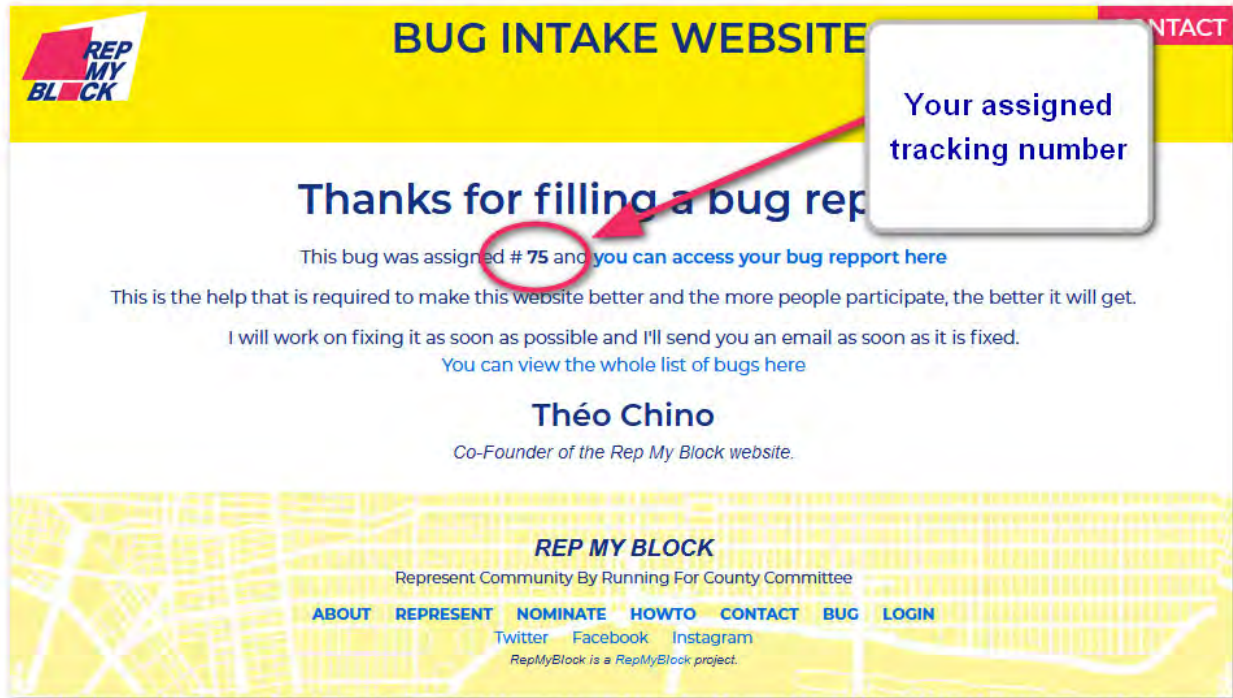
What results did you expect?
The website showed me a blank page.

Sometimes the website will crash or won't let you continue. If that is the case, click "NO"

Did you have to stop using RepMyBlock?
The website wouldn't allow you to get further.
 Yes No

Confidential information on this window.
The information entered here is private, read only by the admins. You can enter your contact info.

Once you save the report, you will be assigned a tracking number that will allow to follow the progress of the problem you are reporting.



You can access the status of the problem by checking the bug report at <https://trac.repmyblock.org>

